





GISD
CRESTVIEW
ELEMENTARY
MRS. MCGEE'S 3RD GRADE CLASS

Introduction



Pass out Individual Pre-Survey Identification Slips with URL code

Step 1:

Learn, Grow, Eat & GO!		
Series: LGEG - Crestview Elementary School (1317 Old Jacksboro Rd) - 2022-04-04 (133)	Website: howdyhealth.tamu.edu/blt/programs	
Start Date: April 04, 2022	Participant ID: lgeg-133-7080-85	
End Date: May 27, 2022	Participant:	
Location: Crestview Elementary School		



Have student write their name under participant

Step 2:

Learn, Grow, Eat & GO!		
Series: LGEG - Crestview Elementary School (1317 Old Jacksboro Rd) - 2022-04-04 (133)	Website: howdyhealth.tamu.edu/blt/programs	
Start Date: April 04, 2022	Participant ID: lgeg-133-7080-85	
End Date: May 27, 2022	Participant: JOHN SMITH	
Location: Crestview Elementary School		

Utilizing individually assigned URL code have each student complete the pre-survey.

Step 3:

Learn, Grow, Eat & GO!		
Series: LGEG - Crestview Elementary School (1317 Old Jacksboro Rd) - 2022-04-04 (133)	Website: howdyhealth.tamu.edu/blt/programs	
Start Date: April 04, 2022	Participant ID: lgeg-133-7080-85	
End Date: May 27, 2022	Participant: JOHN SMITH	
Location: Crestview Elementary School		

Step 4:

Utilize Individual Pre-Survey Identification Slips to insert appropriate student's name on roster associated with correct participant ID.



Learn, Grow, Eat & GO!

GISD
CRESTVIEW
ELEMENTARY
MRS. MCGEE'S 3RD GRADE CLASS

Lesson 1

Virtual Instruction Option
Password to view videos: plants1

Week 1A

Lesson:
KNOW & Show Sombrero

Instruction Link:
<https://vimeo.com/454528601>

Sharpening Science:
PLANTS Needs

Instruction Link:
<https://vimeo.com/454530275>

Week 1B

Lesson:
5 Senses Food

Instruction Link:
<https://vimeo.com/454530100>

FEATURE:
GO Strong Challenges & WAT
<https://vimeo.com/454539244>

Teacher Resources

Week 1



Tip of the Week

The 5 Senses Food lesson has the students evaluating fresh carrots. This is the first of what could be a weekly sampling and evaluation of a new vegetable. See page 5 for suggestions on how to find helpers to prepare and provide these samples for your students.

Know and Show Sombrero

Classroom project-able: [PLANTS](#)

5 Senses Food

Classroom project-able: [I Love Strawberries](#)

Classroom project-able: [Sight, Smell, Touch, Sound, Taste](#)

Open Discussion Questions

Week 1

1A. Know and Show Sombrero

- How many of you were able build a Know & Show Sombrero?
- Who can tell me what the items on your hat represent? What are the P.L.A.N.T.S. needs?
- Why is it important for us to know what plants need?
- When I count to 3, everyone put on your hat so I can take a class sombrero screen shot!

1B. 5 Senses Food

- Who can name all 5 senses?
- Which sense do you use to eat with?
- Raise your and if you were able to be a scientist and fairly give your carrot a grade on each of your 5 senses?
- I'm going to call on a few of you to tell us your adjectives/describing words of your favorite foods and we'll try to guess that food before you tell us! Who wants to go first?



Learn, Grow, Eat & GO!

GISD
CRESTVIEW
ELEMENTARY
MRS. MCGEE'S 3RD GRADE CLASS

Lesson 1

Teacher Needs for future programming:

